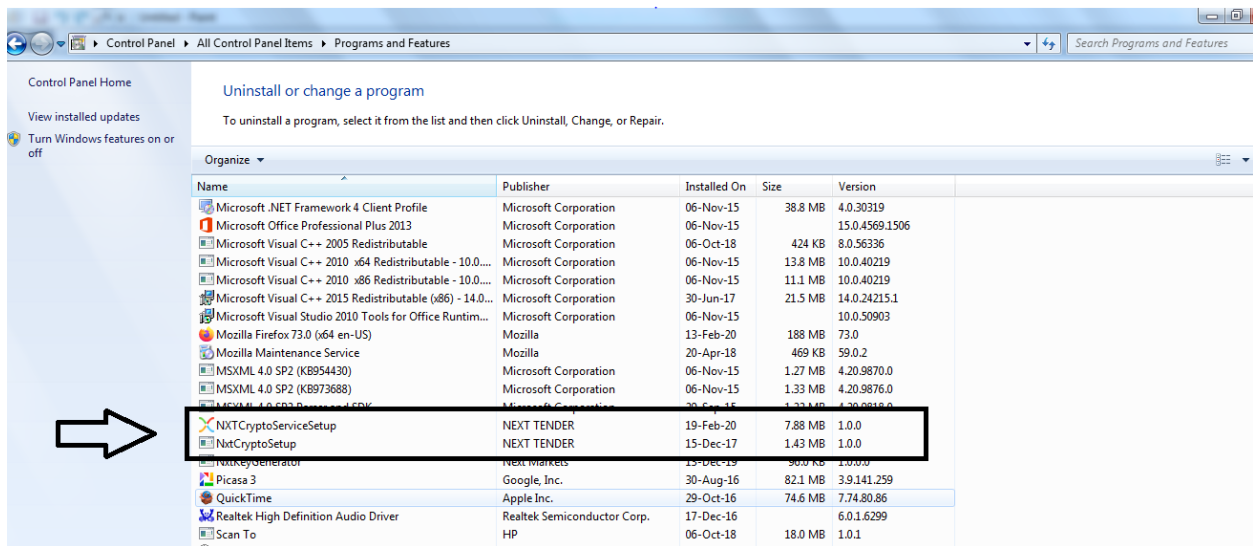
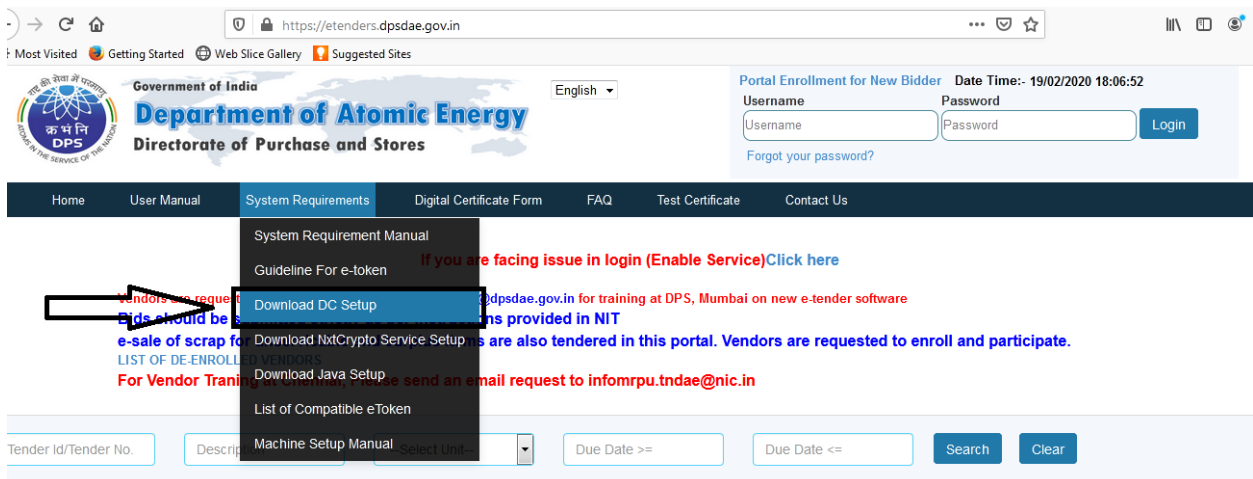


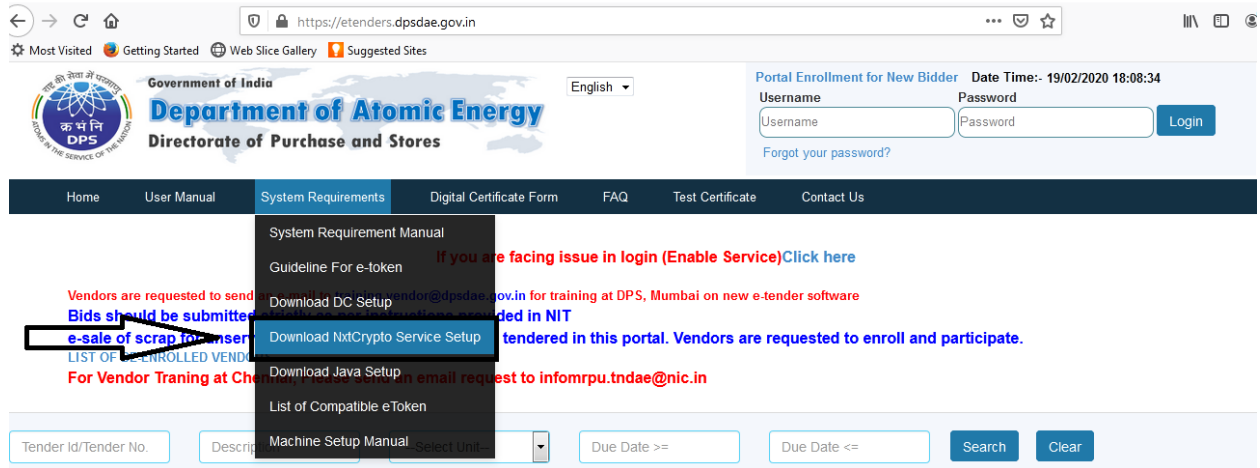
We recommend you to go through below instruction and do the settings properly

1) Go to control panel and uninstall these 2 utilities one by one : 1) “NXTCryptoServiceSetup” & 2) “NxtCryptoSetup”



2) Go to home page of our portal and click on “System Requirements” link then download and run these 2 utilities : 1) “Download DC Setup” & 2) Download NxtCrypto Service Setup





3) You have to reset the Google Chrome / Mozilla Firefox browsers now.

For Google Chrome :

Go to “History” option --> Click on “Clear browsing data” --> From “Time range” drop-down select “All time” option --> Click on “Clear data” and complete this action --> Scroll down and click on “Restore setting to their original defaults”

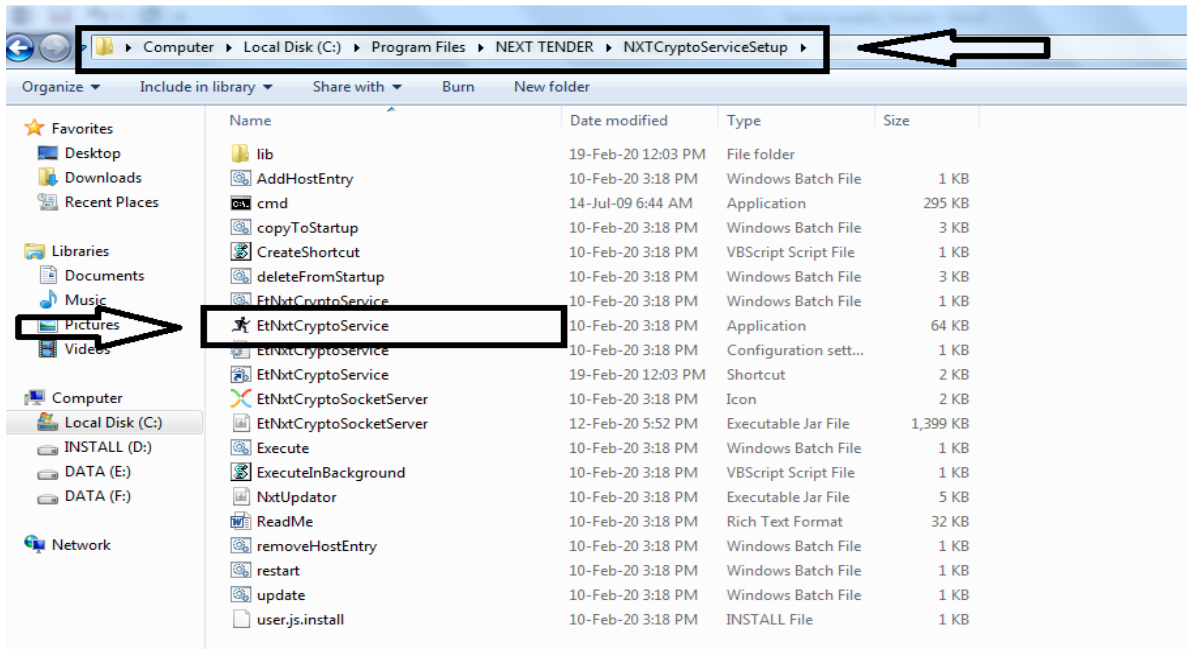
For Mozilla Firefox :

Go “Help” option of Mozilla Firefox --> Click “Troubleshooting Information” --> Click on “Refresh Firefox” option and finish it.

4) After browser reset and installing the necessary utilities, follow the below steps to enable the service.

4.1) Step 1

Go to “C Drive” --> Program Files --> Open “NEXT TENDER” folder --> Open “NXTCryptoServiceSetup” folder --> Double click on one running boy icon with black (64 KB application)



Now go to **“Test Certificate”** page, refresh it and then check whether the service is enable or disabled now. If yes, kindly login the proceed for further actions.

In case it is still disabled, then only follow “Step 2”,

4.2) Setp 2

For Google Chrome :

Go to home page --> click on **“Test Certificate”** link --> click on **“Click to Reset Service”** --> click on **“Advance”** button --> **Click on “Proceed to nxtcrypto.etenders.in (unsafe)”** --> Go back to previous page of **Test Certificate** again and refresh it. Now the service is enabled.

etenders.dpdas.gov.in/index/test_certificate

Government of India
Department of Atomic Energy
Directorate of Purchase and Stores

English

Portal Enrollment for New Bidder Date Time:- 11/02/2020 12:01:35

Rectangular Snip

Home User Manual System Requirements Digital Certificate Form FAQ Test Certificate Contact Us

Test Your Digital Certificate

Click to Reset Service

Validate Your Token

Click Here to Enable Service

List Of Tokens

Sr.No	Manufacturer	Token Name	Supported
1	Falgun Technologies Co Ltd	ePass2003	YES
2	eToken	Arcade E-Token	YES
3	Giesecke & Devrient GmbH	Giesecke & Devrient GmbH (Moser Baer)	YES
4	DIGIPASS KEY	INSCO	YES
5	Rainbow Technologies, Inc.	Safenet Key 2032	YES
6	Ekidid - Universal MW	Ekidid - Universal MW	YES
7	Falgun Technologies Co Ltd Auto	ePass2003	YES
8	YID Proxkey Grey / SPC Token	YID Proxkey Grey / SPC Token	YES
9	Trustkey(TKIC)	Trustkey(TKIC)	YES
10	Falgun Technologies Co Ltd Auto 150812	ePass2003	YES
11	mToken CryptoID	mToken CryptoID	YES
12	Trustkey(TKIC)	Trustkey(TKIC)	YES

Privacy Policy/Contact Us/Disclaimer Best view in 1366x768 Resolution NextProcure Extended Version 1.3.0 Copyright © 2019 e-tenders.in

Not secure | nextcrypto.etenders.in/307

Rectangular Snip

Your connection is not private

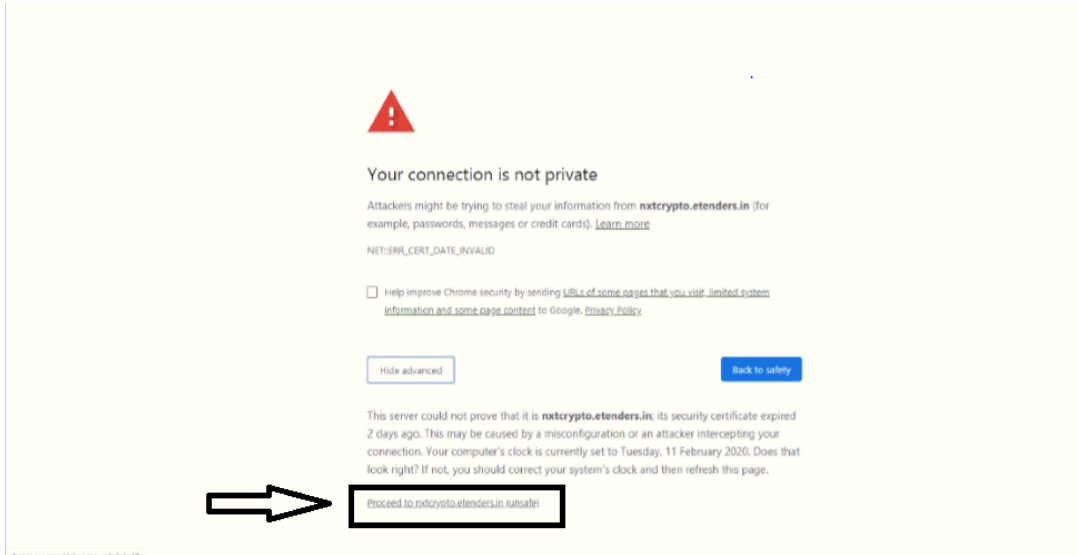
Attackers might be trying to steal your information from **nextcrypto.etenders.in** (for example, passwords, messages or credit cards). [Learn more](#)

NET:ERR_CERT_DATE_INVALID

Help improve Chrome security by sending [links of some pages that you visit](#) (limited system information and some page content) to Google. [Privacy Policy](#)

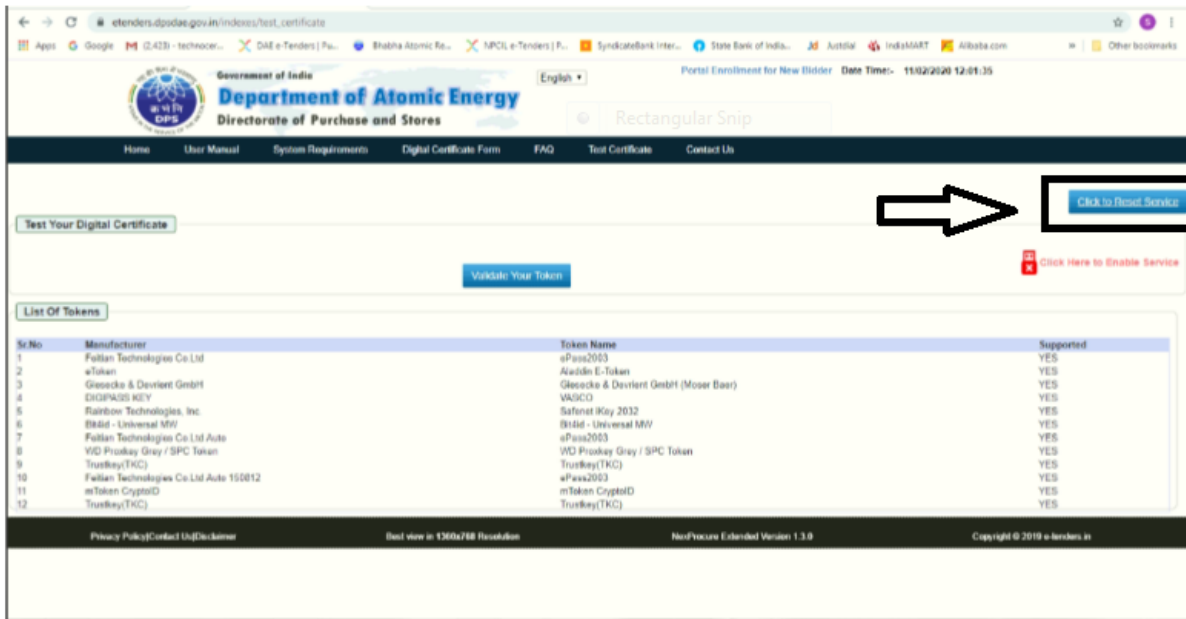
Advanced

Back to safety



For Mozilla Firefox :

Go to home page --> click on **“Test Certificate”** link --> click on **“Click to Reset Service”** --> click on **“Advance”** button --> **Click on “Accept the Risk and Continue”** --> Go back to previous page of **Test Certificate** again and refresh it. Now the service is enabled.



Warning: Potential Security Risk Ahead

Firefox detected an issue and did not continue to nxtcrypto.etenders.in. The website is either misconfigured or your computer clock is set to the wrong time.

It's likely the website's certificate is expired, which prevents Firefox from connecting securely. If you visit this site, attackers could try to steal information like your passwords, emails, or credit card details.

What can you do about it?

Your computer clock is set to 2/11/2020. Make sure your computer is set to the correct date, time, and time zone in your system settings, and then refresh nxtcrypto.etenders.in.

If your clock is already set to the right time, the website is likely misconfigured, and there is nothing you can do to resolve the issue. You can notify the website's administrator about the problem.

[Learn more...](#)

[Go Back \(Recommended\)](#) [Advanced...](#)

What can you do about it?

Your computer clock is set to 2/11/2020. Make sure your computer is set to the correct date, time, and time zone in your system settings, and then refresh nxtcrypto.etenders.in.

If your clock is already set to the right time, the website is likely misconfigured, and there is nothing you can do to resolve the issue. You can notify the website's administrator about the problem.

[Learn more...](#)

[Go Back \(Recommended\)](#) [Advanced...](#)

Websites prove their identity via certificates, which are valid for a set time period. The certificate for nxtcrypto.etenders.in:8887 expired on 2/10/2020.

Error code: `SEC_ERROR_EXPIRED_CERTIFICATE`

[View Certificate](#)

[Go Back \(Recommended\)](#) [Accept the Risk and Continue](#)